









Annual Year Completion by Degree and Major/1st and 2nd degrees
The University of Montana Western

		2007	2008	2009	2010	2011	2012	2013	2014	2015	2016	2017
Total Degrees Awarded												
Certificates		4	3	4	2	2	3	2	2	2	5	26
Associate Degrees		35	25	30	26	26	68	51	95	129	199	177
Bachelor Degrees		164	148	128	171	176	208	203	209	253	248	220
Total Degrees		203	176	162	199	204	279	256	306	384	452	423
Certificates												
Computerized Machine Tool Technology		0	0	1	0	0	0	0	0	0	0	0
Early Childhood		4	3	3	2	2	3	2	2	2	5	26
Information Technology and Network Administration		0	0	0	0	0	0	0	0	0	0	0
Total Certificates		4	3	4	2	2	3	2	2	2	5	26
Associate Degrees												
Associate of Arts		4	0	3	1	2	7	6	10	17	29	22
Associate of Science		3	1	2	8	7	20	26	55	69	110	81
Applied Science: Business		2	2	4	1	2	4	1	1	1	6	8
Applied Science: Early Childhood Education		15	7	15	8	11	27	9	22	17	20	12
Applied Science: Education Studies		10	6	0	0	0	1	0	4	13	16	25
Applied Science: Equine Studies		0	7	4	6	2	6	5	2	8	5	13
Applied Sciences: Natural Horsemanship		0	0	1	2	2	3	3	1	4	13	16
Applied Science: Tourism and Recreation		1	2	1	0	0	0	1	0	0	0	0
Total Associates		35	25	30	26	26	68	51	95	129	199	177
Bachelor Degrees												
Anthropology & Sociology							3	2	1	4	2	0
Applied Science		4	1	4	0	2	4	2	1	2	1	2
Biology		3	5	6	9	10	15	11	12	22	23	15
Biology and Secondary Education		1	1	0	2	0	2	0	0	0	0	0
Business Administration		37	36	28	48	49	46	43	56	53	46	56
Early Childhood Education		6	7	2	12	11	9	10	9	17	11	9
Earth Science and Secondary Education		0	0	0	4	1	0	0	0	1		0
Elementary Education		43	37	24	28	37	32	34	46	47	46	31
English		7	1	7	4	7	11	7	7	7	8	6
English and Secondary Education		3	5	6	0	3	4	9	2	0	5	4
Environmental Interpretation		0	0	3	7	1	8	6	4	11	12	7
Environmental Science		11	9	8	9	3	7	1	4	9	13	6
General Science Broadfield and Secondary Education		2	1	1	3	1	2	4	0	1	1	2
Global Politics								6	3	5	2	0
Health and Human Performance							2	9	7	15	16	20
Interdisciplinary Social Science								1	1	2	3	2
Interdisciplinary Social Science and Secondary Education								1	1	3	3	2
Mathematics							1	1	1	0	1	0
Mathematics and Secondary Education		1	2	1	1	7	2	2	1	4	6	3
Modern History (History)						5	4	5	7	6	6	3
Modern History and Secondary Education		3	2	2	4	0	1	6	5	3	7	2
Natural Horsemanship		1	7	6	17	8	5	9	3	17	9	26
Psychology							2	5	6	6	3	7

Blank spaces indicate the major did not exist during that time frame
 Annual Year is Summer, Fall and Spring. i.e. AY 2003 is Summer 02, Fall 02, and Spring 03
 % of Change is a comparison of the current year data with the 3,5, and 10 year averages

**Annual Year Completion by Degree and Major/1st and 2nd degrees
The University of Montana Western**

		2007	2008	2009	2010	2011	2012	2013	2014	2015	2016	2017
Secondary Education Art K-12		3	0	4	3	1	3	3	3	2	6	2
Secondary Education Business & Computer App		1	3	4	3	1	4	1	1	3	0	0
Secondary Education Industrial Technology Education		4	3	3	0	2	2	2	1	0	1	3
Secondary Education Music Education K-12						2	1	1	1	2	2	0
Secondary Education Physical Education & Health K-12		15	12	7	11	11	22	16	16	7	8	7
Social Science Broadfield		6	2	2	0	1						
Social Science Option		10	9	7	5	9	10	3	2	1		
Visual Arts Option		3	5	3	1	4	6	7	8	3	7	5
Total Bachelors		164	148	128	171	176	208	207	209	253	248	220
Total Degrees Awarded		203	176	162	199	204	279	260	306	384	452	423

Blank spaces indicate the major did not exist during that time frame

Annual Year is Summer, Fall and Spring. i.e. AY 2003 is Summer 02, Fall 02, and Spring 03

% of Change is a comparison of the current year data with the 3,5, and 10 year averages