





































**Academic Year Completion by Degree and Major/1st and 2nd degrees  
The University of Montana Western**

		2012	2013	2014	2015	2016	2017	2018	2019	2020	2021	2022
<b>Total Degrees Awarded</b>												
Certificates		3	2	2	2	5	26	14	21	15	26	14
Postbacc Certificates												20
Associate Degrees		68	51	95	129	199	177	192	282	139	128	156
Bachelor Degrees		208	203	209	253	248	220	238	264	263	197	277
<b>Total Degrees</b>		<b>279</b>	<b>256</b>	<b>306</b>	<b>384</b>	<b>452</b>	<b>423</b>	<b>444</b>	<b>567</b>	<b>417</b>	<b>351</b>	<b>467</b>
<b>Certificates</b>												
Early Childhood		3	2	2	2	5	26	13	18	12	9	11
Farrrier Science						0	0	1	2	2	0	0
Glass									1	1	0	0
Youth Challenge Leadership											17	3
<b>Total Certificates</b>		<b>3</b>	<b>2</b>	<b>2</b>	<b>2</b>	<b>5</b>	<b>26</b>	<b>14</b>	<b>21</b>	<b>15</b>	<b>26</b>	<b>14</b>
<b>Postbacc Certificates</b>												
ECE PreK-Grade 3												2
Physical Education & Health K-12												5
PreK-Grade 3 to K8												2
Secondary Education												6
Special Education												5
<b>Total Certificates</b>		<b>0</b>	<b>0</b>	<b>0</b>	<b>0</b>	<b>0</b>	<b>0</b>	<b>0</b>	<b>0</b>	<b>0</b>	<b>0</b>	<b>20</b>
<b>Associate Degrees</b>												
Associate of Arts		7	6	10	17	29	22	31	40	12	13	22
Associate of Arts: Glass Concentration											1	1
Associate of Science		20	26	55	69	110	81	87	151	58	44	42
Applied Science:Business		4	1	1	1	6	8	5	3	3	5	10
Applied Science: Early Childhood Education		27	9	22	17	20	12	36	24	30	21	49
Applied Science: Education Studies		1	0	4	13	16	25	24	53	26	38	25
Applied Science: Equine Studies		6	5	2	8	5	13	4	5	6	2	1
Applied Sciences: Natural Horsemanship		3	3	1	4	13	16	5	6	4	4	6
Applied Science: Tourism and Recreation		0	1									
<b>Total Associates</b>		<b>68</b>	<b>51</b>	<b>95</b>	<b>129</b>	<b>199</b>	<b>177</b>	<b>192</b>	<b>282</b>	<b>139</b>	<b>128</b>	<b>156</b>
<b>Bachelor Degrees</b>												
Anthropology & Sociology		3	2	1	4	2	0	1	3	6	6	3
Applied Science		4	2	1	2	1	2	5	3	1	0	4
Art Education K-12		3	3	3	2	6	2	0	2	5	4	0
Biology		15	11	12	22	23	15	9	15	9	7	10
Biology and Secondary Education		2	0	0	0	0	0	1	0	1	0	2
Business & Computer Application Education		4	1	1	3	0	0	1	1	1	0	0
Business Administration		46	43	56	53	46	56	45	43	55	30	37
Early Childhood Education		9	10	9	17	11	9	9	10	7	10	15
Earth Science and Secondary Education		0	0	0	1		0	0	0	1	0	1
Ecology								1	7	8	6	10
Elementary Education		32	34	46	47	46	31	45	60	38	45	75
English		11	7	7	7	8	6	8	4	5	6	5
English and Secondary Education		4	9	2	0	5	4	7	4	6	3	5
Environmental Interpretation		8	6	4	11	12	7	3	4	6	1	2

Blank spaces indicate the major did not exist during that time frame  
Academic Year is Summer, Fall and Spring. i.e. AY 2003 is Summer 02, Fall 02, and Spring 03

**Academic Year Completion by Degree and Major/1st and 2nd degrees  
The University of Montana Western**

		2012	2013	2014	2015	2016	2017	2018	2019	2020	2021	2022
Environmental Science		7	1	4	9	13	6	15	5	10	4	8
Environmental Sustainability											2	7
General Science Broadfield and Secondary Education		2	4	0	1	1	2	1	0	1	0	1
Glass										1	1	2
Global Politics			6	3	5	2			1			
Health and Human Performance		2	9	7	15	16	20	18	15	15	8	6
Industrial Technology Education		2	2	1	0	1	3					
Interdisciplinary Social Science			1	1	2	3	2	5	2	4	4	4
Interdisciplinary Social Science and Secondary Education			1	1	3	3	2	6	4	2	4	2
Kinesiology											7	14
Mathematics		1	1	1	0	1	0	0	3	1	0	0
Mathematics and Secondary Education		2	2	1	4	6	3	1	0	2	0	4
Modern History (History)		4	5	7	6	6	3	5	8	3	4	3
Modern History and Secondary Education		1	6	5	3	7	2	6	5	2	4	8
Music Education K-12		1	1	1	2	2	0	1	2	0	0	0
Natural Horsemanship		5	9	3	17	9	26	15	16	18	12	15
PK-3: Early Childhood Education								10	20	25	20	17
Physical Education & Health K-12		22	16	16	7	8	7	5	13	13	2	6
Psychology		2	5	6	6	3	7	11	8	11	4	6
Social Science Option		10	3	2	1							
Visual Arts Option		6	7	8	3	7	5	4	6	6	3	5
<b>Total Bachelors</b>		<b>208</b>	<b>207</b>	<b>209</b>	<b>253</b>	<b>248</b>	<b>220</b>	<b>238</b>	<b>264</b>	<b>263</b>	<b>197</b>	<b>277</b>
<b>Total Degrees Awarded</b>		<b>279</b>	<b>260</b>	<b>306</b>	<b>384</b>	<b>452</b>	<b>423</b>	<b>444</b>	<b>567</b>	<b>417</b>	<b>351</b>	<b>447</b>

Datasource: BANNER WJRRGRD and DWH Graduation

Last Update: 10.31.2022

Blank spaces indicate the major did not exist during that time frame  
Academic Year is Summer, Fall and Spring. i.e. AY 2003 is Summer 02, Fall 02, and Spring 03